

## Sitemap icons

This document lists all the icons currently in use on the GuardianAction sitemap, and their possible states.

Most icons fall into one of two categories:

- 3 states: Off, animated on, no reading
- 6 states: Off, 25%, 50%, 75%, 100% and no reading

The animations don't show in this document, but a description of each has been given.

### Temperature

#### **Room Temperatures**

The background colour changes gradually from blue to green to red as the temperature increases.

64

Too cold

70

Correct temperature

85

Too hot

-

No reading

76

Disabled

#### **Creep Temperatures**

77

The same as above, but with a red border

#### **Semen Cooler Temperatures**

18

The same as above, but with a blue border, and larger

#### **Set Temperatures**







79.0

Room set temp

90.0




Creep set temp

## Cooler (Swamp/Evaporative)

-  Off
-  25%
-  50%
-  75%
-  100%
-  No reading



## Fans

### Generic fan

-  Off
-  Running (Animated – less than 50% = slow. Greater than 50% = fast)
-  No reading




### Other fans

The two other fan icons follow the same pattern. Only the static icon is shown




-  Pit fan
-  Stir fan

## Feed

### Feed Auger







-  Off
-  Running (Animated – scrolling from top to bottom)
-  No reading

## Generator

-  Off
-  Running (Animated – flashing red to yellow)
-  No reading

## Heaters

### Generic heater







-  Off
-  25%
-  50%
-  75%
-  100%
-  No reading

### Creep Heater





-  Off
-  25%
-  50%
-  75%
-  100%
-  No reading

## Inlets




### Ceiling Inlet

-  Closed
-  25% open
-  50%
-  75%
-  100%
-  No reading

### Side Curtain

-  Fully open
-  Partially open
-  Closed
-  No reading




## *Bypass*

-  No bypasses active
-  Bypasses active
-  No reading




## *Pit Sensor*

-  Empty
-  25% full
-  50%
-  75%
-  100%
-  No reading

## *Pump/Fogger*




-  Off
-  Running (Animated – pulsing from top to bottom)
-  No reading

## *Siren*

-  Off
-  On (Animated, pulsing from left to right)
-  No reading

## *Timers*

### **Generic**

-  Not running
-  Running (Animated – hands rotate)
-  No reading

### **Other Timers**

The two other timer icons follow the same pattern. Only the static icon is shown

-  Lights
-  Water

## Water



Not running



Running (Animated – pulsating from grey to blue)



No reading